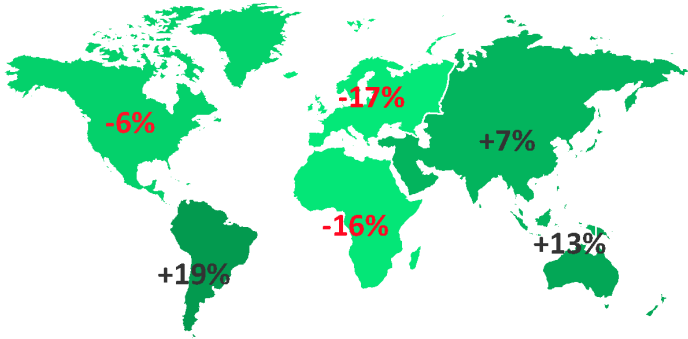


Saskatchewan Tourism Trends Report


January to June 2019

International Air Arrivals (based on ticket sales)



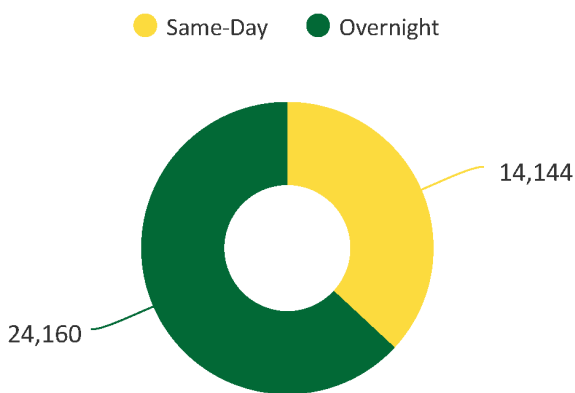
40,764 ▼ 4% decrease over 2018*

Average Occupancy at Select Fixed Roof Accommodations



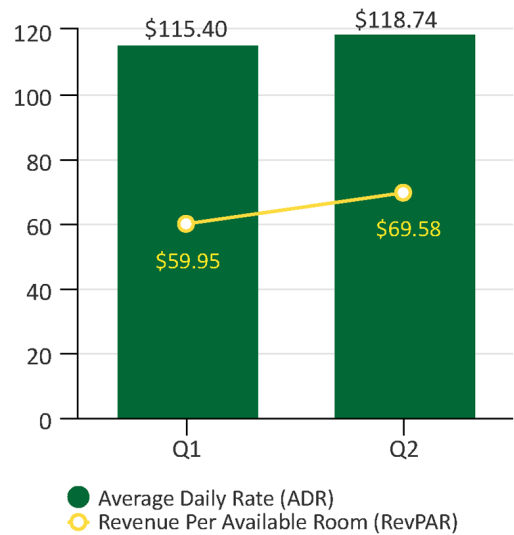
54.9%

Saskatchewan Border Crossings in U.S.-licensed Automobiles



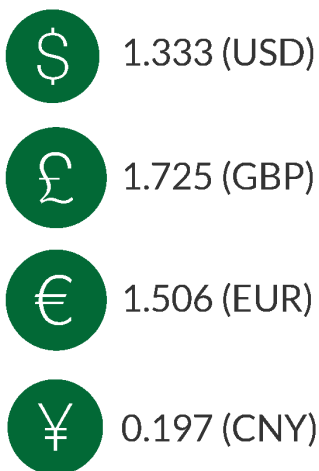
38,304 ▲ 11% increase over 2018*

Hotel ADR and RevPAR



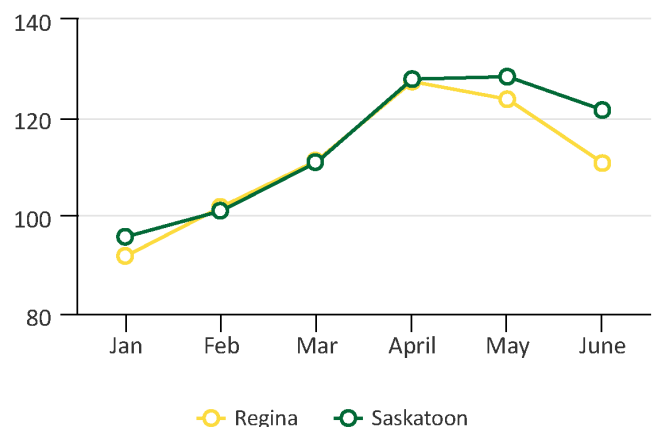
Annual Exchange Rates

(Expressed as 1 unit of foreign currency converted into CAD)



Monthly Average Retail Prices for Regular Self-Serve Gasoline

(cents per litre)



Sources:

International air arrivals: IATA Global Agency Pro
 Average Hotel Occupancy, Hotel Average Daily Rate and Revenue Per Available Room: STR, Inc.
 Republication or re-use of this data without the express written permission of STR is strictly prohibited.
 SK Border Crossings in US-licensed Automobiles: Statistics Canada, Reports of entries and re-entries from offices of the Canada Border Services Agency.
 Exchange rates for CAD: Bank of Canada, Annual Exchange Rates.
 Monthly average retail prices for regular gasoline: Statistics Canada, Table 18-10-0001-01
 Monthly average retail prices for gasoline and fuel oil, by geography.
 *Per cent change difference compared to January-June 2018.
 **Due to data source change from 2018 to 2019, hotel indicators are not directly comparable between years.