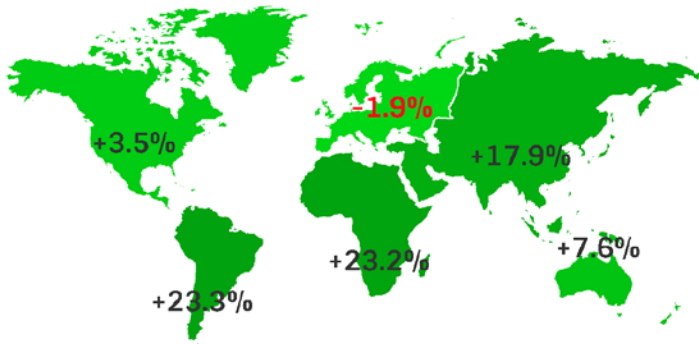


Saskatchewan Tourism Trends Report

January to December 2018

International Air Arrivals (based on ticket sales)



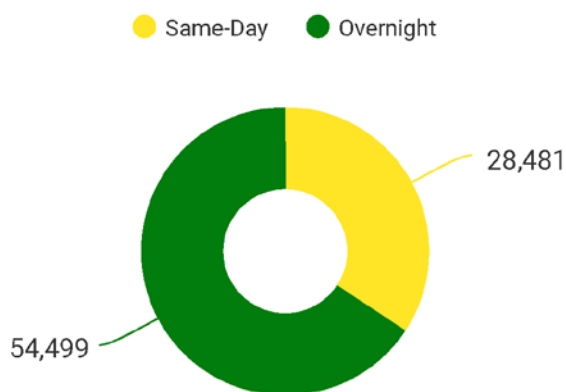
90,532 +6.7% yoy*

Average Occupancy at Select Fixed Roof Accommodations



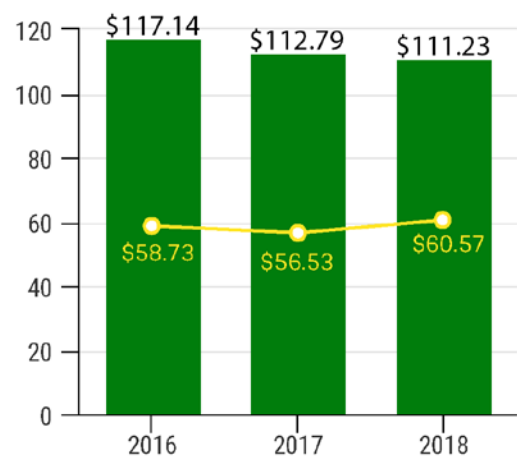
54% +4.4 yoy**

Saskatchewan Border Crossings in U.S.-licensed Automobiles



82,980 +5.2% yoy*


Hotel ADR and RevPAR



Average Daily Rate (ADR)
 Revenue Per Available Room (RevPAR)

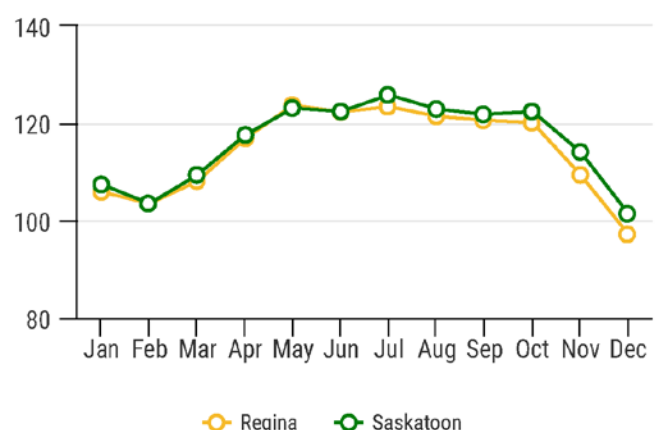
Annual Exchange Rates

(Expressed as 1 unit of foreign currency converted into CAD)



Monthly Average Retail Prices for Regular Self-Serve Gasoline

(cents per litre)



Sources:

International air arrivals: IATA Global Agency Pro
Average Hotel Occupancy, Hotel Average Daily Rate and Revenue Per Available Room: CBRE Hotels Trends in the Canadian Hotel Industry National Market Report
Saskatchewan Border Crossings in U.S.-licensed Automobiles: Statistics Canada, Reports of entries and re-entries from offices of the Canada Border Services Agency
Exchange rates for CAD: Bank of Canada, Annual Exchange Rates
Monthly average retail prices for regular gasoline: Statistics Canada. Table 18-10-0001-01, Monthly average retail prices for gasoline and fuel oil, by geography

*Per cent change difference from 2017

** Point change difference from 2017