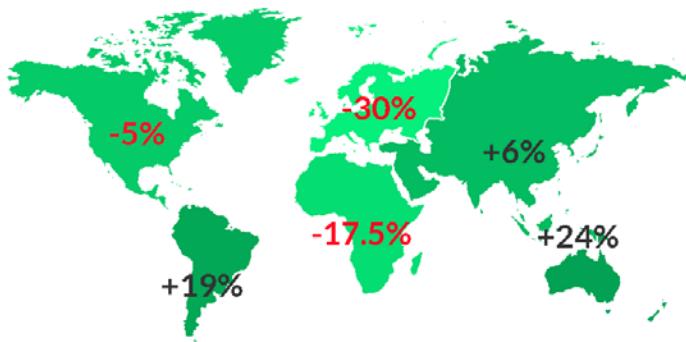


Saskatchewan Tourism Trends Report

Q1 2019
January to
December


International Air Arrivals (based on ticket sales)



18,187

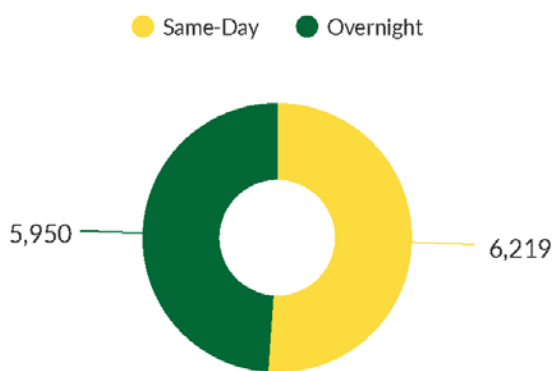
▼ 3.9% decrease over Q1 2018*

Average Occupancy at Select Fixed Roof Accommodations**



51.6%

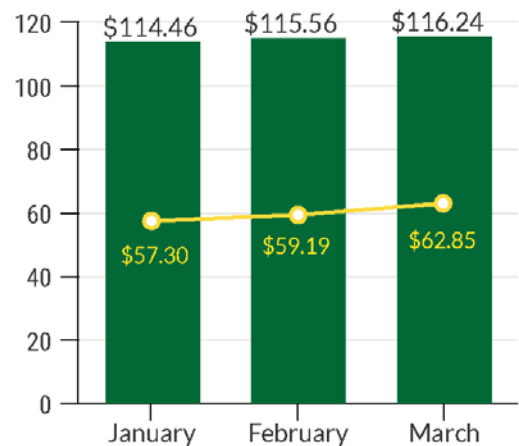
Saskatchewan Border Crossings in U.S.-licensed Automobiles



12,169

▲ 17.5% increase over Q1 2018*


Hotel ADR and RevPAR



● Average Daily Rate (ADR)
● Revenue Per Available Room (RevPAR)

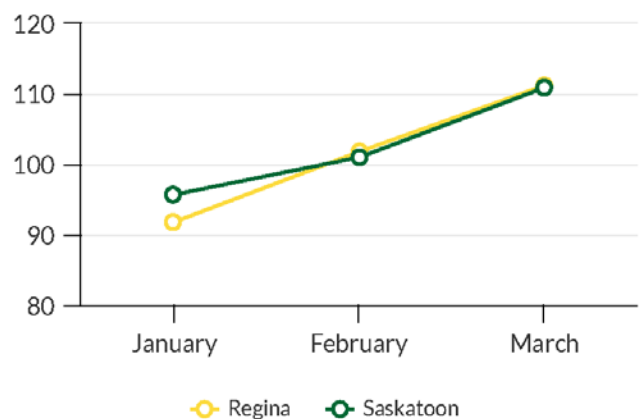
Average Exchange Rates

(Expressed as 1 unit of foreign currency converted into CAD)



Monthly Average Retail Prices for Regular Self-Serve Gasoline

(cents per litre)



Sources:

International air arrivals: IATA Global Agency Pro
Average Hotel Occupancy, Hotel Average Daily Rate and Revenue Per Available Room: STR, Inc. Republication or re-use of this data without the express written permission of STR is strictly prohibited.
Saskatchewan Border Crossings in U.S.-licensed Automobiles: Statistics Canada, Reports of entries and re-entries from offices of the Canada Border Services Agency
Exchange rates for CAD: Bank of Canada, Annual Exchange Rates
Monthly average retail prices for regular gasoline: Statistics Canada, Table 18-10-0001-01, Monthly average retail prices for gasoline and fuel oil, by geography
*Per cent change difference from Q1 2018
** Due to data source change from 2018 to 2019, hotel indicators are not directly comparable between years.